ALLIED Shipping Research

Weekly SnP Statistics

Week 03 - 2022

as at 23th January 2022

www.allied-shipbroking.gr

We care. We deliver.

© Allied Shipbroking Inc.
© Allied Chartering S.A.
48, Aigialeias Str, 151 25 Maroussi
Athens, Greece

Tel: +30 210 4524500
Tel: +30 210 4288100

Email: research@allied-shipbroking.gr

Secondhand Sales

Statistics

as at January 23th 2022

Dry Bulk Sales per size during 2022

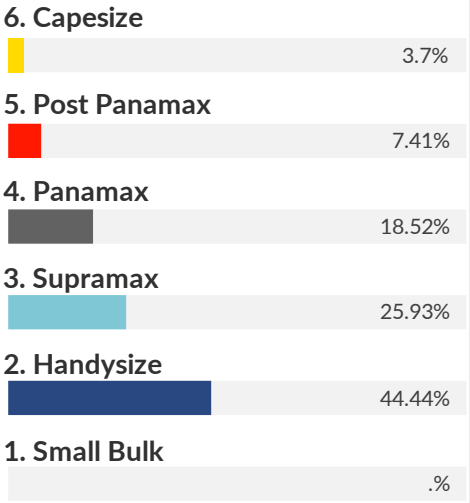

Tanker Sales per size during 2022

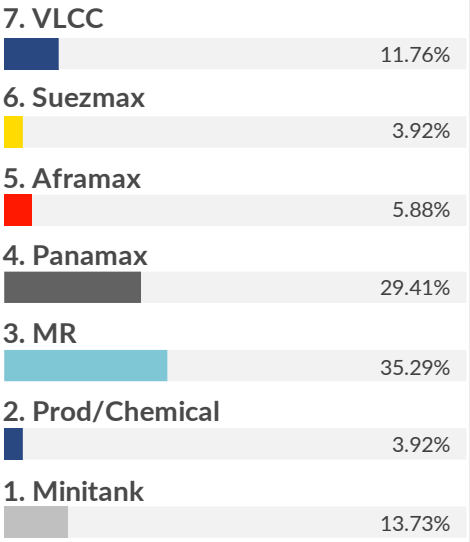

Activity per Sector / Size during 2022

Sector	No Vessels	DWT	Avg. age	Invested Cap. ($)
A. Dry Bulk				
1. Small Bulk (up to 19,999 dwt)	0	0	-	$ 0.0m
2. Handysize (20,000 - 39,999 dwt)	12	377,805	14	$ 180.4m
3. Supramax (40,000 - 64,999 dwt)	7	394,568	12	$ 105.9m
4. Panamax (60,000 - 84,999 dwt)	5	362,197	18	$ 80.0m
5. Post Panamax (80,000 - 119,999 dwt)	2	180,121	14	$ 30.4m
6. Capesize (120,000+ dwt)	1	229,069	12	$ 23.5m
Total	**27**	**1,543,760**	**14**	**$ 420.2m**
B. Tanker				
1. Minitank (up to 9,999 dwt)	7	35,778	13	$ 17.9m
2. Prod/Chemical (10,000 - 24,999 dwt)	2	23,998	5	$ 0.0m
3. MR (25,000 - 59,999 dwt)	18	738,908	9	$ 259.4m
4. Panamax (60,000 - 79,999 dwt)	15	1,110,734	8	$ 462.3m
5. Aframax (80,000 - 119,999 dwt)	3	337,384	21	$ 23.0m
6. Suezmax (120,000 - 199,999 dwt)	2	323,336	19	$ 15.8m
7. VLCC (200,000+ dwt)	6	1,882,778	14	$ 217.1m
Total	**51**	**4,452,916**	**10**	**$ 995.4m**
C. Container Total	**18**	**673,194**	**11**	**$ 725.5m**
D. Gas Total	**3**	**113,642**	**12**	**$ 58.1m**
E. Gen. Cargo Total				
<10,000dwt	0	0	-	$ 0.0m
>10,000dwt	1	12,223	13	$ 0.0m
Total	**1**	**12,223**	**13**	**$ 0.0m**
F. RoRo/Pax Total	**0**	**0**	**-**	**$ 0.0m**
G. Others Total	**4**	**28,538**		**$ 3.8m**
Grand Total	**104**	**6,824,273**	**12**	**$ 2,202.9m**

© Allied Shipbroking Inc.
© Allied Chartering S.A.
48, Aigialeias Str, 151 25 Maroussi
Athens, Greece

Tel: +30 210 4524500
Tel: +30 210 4288100

Email: research@allied-shipbroking.gr

Secondhand Sales

Statistics

as at January 23th 2022

Vessels Sold per Month

	units	Invested Cap. ($)
2021		
Jan-21	173	$ 2,195.4m
Feb-21	176	$ 2,137.8m
Mar-21	173	$ 2,408.2m
Apr-21	142	$ 2,528.0m
May-21	216	$ 3,123.3m
Jun-21	160	$ 2,313.5m
Jul-21	160	$ 3,203.8m
Aug-21	126	$ 1,630.6m
Sep-21	178	$ 3,406.5m
Oct-21	143	$ 3,285.4m
Nov-21	130	$ 3,159.8m
Dec-21	134	$ 2,458.1m
Total	**1,911**	$ 31,850.3m
2022		
Jan-22	104	$ 2,202.9m
Feb-22	-	-
Mar-22	-	-
Apr-22	-	-
May-22	-	-
Jun-22	-	-
Jul-22	-	-
Aug-22	-	-
Sep-22	-	-
Oct-22	-	-
Nov-22	-	-
Dec-22	-	-
Total	**104**	$ 2,202.9m

Vessels Sold 2021 Vs 2022

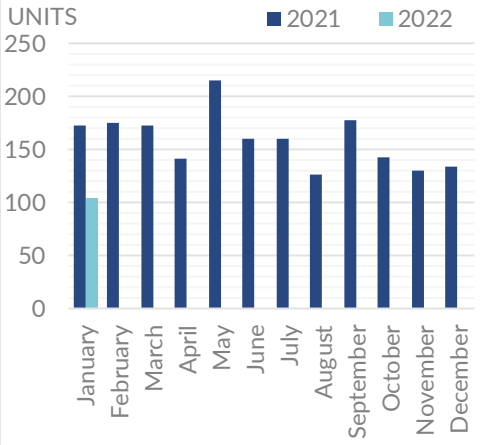

Activity per Sector / Size during 2021

Sector	No Vessels	DWT	Avg. age	Invested Cap.
A. Dry Bulk Total	907	61,288,148	11	$ 14,370.5m
B. Tanker Total	507	53,882,956	12	$ 9,517.9m
C. Container Total	299	12,605,217	13	$ 5,763.0m
D. Gas Total	35	1,611,480	14	$ 1,563.0m
E. Gen. Cargo Total	64	1,166,146	17	$ 384.8m
F. RoRo/Pax Total	6	25,518	23	$ 11.0m
G. Others Total	93	967,955		$ 240.1m
Grand Total	**1,911**	**131,547,420**	**12**	**$ 31,850.3m**

Activity per Sector / Size during 2020

Sector	No Vessels	DWT	Avg. age	Invested Cap.
A. Dry Bulk Total	543	39,807,487	11	$ 5,687.5m
B. Tanker Total	356	39,298,189	14	$ 5,634.2m
C. Container Total	128	6,711,388	12	$ 2,107.7m
D. Gas Total	36	1,496,073	14	$ 1,517.0m
E. Gen. Cargo Total	56	1,287,742	15	$ 256.9m
F. RoRo/Pax Total	14	96,285	26	$ 937.6m
G. Others Total	46	517,896		$ 220.1m
Grand Total	**1,179**	**89,215,060**	**13**	**$ 16,360.9m**

Activity per Sector / Size during 2019

Sector	No Vessels	DWT	Avg. age	Invested Cap.
A. Dry Bulk Total	518	32,966,250	11	$ 5,542.2m
B. Tanker Total	501	41,109,935	12	$ 8,690.1m
C. Container Total	127	6,867,925	11	$ 2,360.3m
D. Gas Total	48	1,543,790	14	$ 1,108.4m
E. Gen. Cargo Total	73	1,320,567	14	$ 318.1m
F. RoRo/Pax Total	20	62,813	25	$ 19.8m
G. Others Total	108	1,365,092		$ 525.0m
Grand Total	**1,395**	**85,236,372**	**12**	**$ 18,564.0m**

Activity per Sector / Size during 2018

Sector	No Vessels	DWT	Avg. age	Invested Cap.
A. Dry Bulk Total	541	40,064,720	10	$ 7,067.2m
B. Tanker Total	401	31,475,502	10	$ 6,032.3m
C. Container Total	192	7,344,764	11	$ 2,489.5m
D. Gas Total	52	1,773,213	13	$ 1,485.9m
E. Gen. Cargo Total	77	1,392,557	13	$ 443.1m
F. RoRo/Pax Total	12	58,662	24	$ 19.7m
G. Others Total	139	1,029,942		$ 1,327.9m
Grand Total	**1,414**	**83,139,360**	**11**	**$ 18,865.5m**

Activity per Sector / Size during 2017

Sector	No Vessels	DWT	Avg. age	Invested Cap.
A. Dry Bulk Total	667	49,874,202	10	$ 8,263.9m
B. Tanker Total	362	33,814,382	11	$ 6,696.1m
C. Container Total	277	11,932,110	11	$ 2,254.5m
D. Gas Total	45	1,335,836	13	$ 1,051.7m
E. Gen. Cargo Total	87	1,460,052	15	$ 329.5m
F. RoRo/Pax Total	17	51,710	24	$ 76.2m
G. Others Total	129	899,910		$ 1,750.0m
Grand Total	**1,584**	**99,368,202**	**11**	**$ 20,421.9m**

© Allied Shipbroking Inc.
© Allied Chartering S.A.
48, Aigialeias Str, 151 25 Maroussi
Athens, Greece

Tel: +30 210 4524500
Tel: +30 210 4288100

Email: research@allied-shipbroking.gr

Secondhand Sales

Statistics

as at January 23th 2022

Buyer Nationality during 2022 - Top 10

(No of vessels per sector)

	Dry Bulk	Tanker	Container	Gas	Total
Greece	1	12	-	-	14
Singapore	1	12	-	-	13
China	5	-	2	1	9
Switzerland	1	-	5	-	6
Germany	-	3	1	-	4
Taiwan	-	-	4	-	4
Turkey	1	-	-	-	2
Indonesia	2	-	-	-	2
Vietnam	1	-	-	1	2
Italy	-	1	-	-	1
undisclosed	-	-	-	-	-
all other	15	23	6	1	47
Total	**27**	**51**	**18**	**3**	**104**

(Total Invested Capital per sector in US$)

	Dry Bulk	Tanker	Container	Gas	Total
Greece	21.2m	202.7m	-	-	227.7m
Singapore	23.5m	424.8m	-	-	448.3m
China	82.4m	-	80.0m	-	162.4m
Switzerland	16.5m	-	257.0m	-	273.5m
Germany	-	36.5m	55.0m	-	91.5m
Taiwan	-	-	192.0m	-	192.0m
Turkey	13.8m	-	-	-	13.8m
Indonesia	33.9m	-	-	-	33.9m
Vietnam	22.0m	-	-	10.6m	32.6m
Italy	-	35.0m	-	-	35.0m
undisclosed	-	-	-	-	-
all other	207.0m	296.5m	141.5m	47.5m	692.4m
Total	**420.2m**	**995.4m**	**725.5m**	**58.1m**	**2,202.9m**

Sellers Nationality during 2022 - Top 10

(No of vessels per sector)

	Dry Bulk	Tanker	Container	Gas	Total
Monaco	-	12	-	-	12
Japan	6	1	4	-	11
Singapore	-	8	1	1	11
China	5	1	2	1	9
Greece	2	3	2	-	7
Italy	-	2	-	-	4
Denmark	-	4	-	-	4
Bermuda	-	2	2	-	4
Netherlands	-	3	-	-	3
Germany	-	-	2	-	2
undisclosed	-	-	-	-	-
all other	14	15	5	1	37
Total	**27**	**51**	**18**	**3**	**104**

(Total Received Capital per sector in US$)

	Dry Bulk	Tanker	Container	Gas	Total
Monaco	-	424.8m	-	-	424.8m
Japan	123.7m	7.8m	192.0m	-	323.5m
Singapore	-	84.5m	55.0m	10.6m	150.0m
China	85.9m	35.0m	80.0m	-	200.9m
Greece	38.2m	105.8m	130.0m	-	274.0m
Italy	-	23.6m	-	-	27.4m
Denmark	-	50.0m	-	-	50.0m
Bermuda	-	15.8m	80.0m	-	95.8m
Netherlands	-	9.0m	-	-	9.0m
Germany	-	-	34.3m	-	34.3m
undisclosed	-	-	-	-	-
all other	172.4m	239.2m	154.2m	47.5m	613.2m
Total	**420.2m**	**995.4m**	**725.5m**	**58.1m**	**2,202.9m**

© Allied Shipbroking Inc.
© Allied Chartering S.A.
48, Aigialeias Str, 151 25 Maroussi
Athens, Greece

Tel: +30 210 4524500
Tel: +30 210 4288100

Email: research@allied-shipbroking.gr

Demo Sales

Statistics

as at January 23th 2022

Average Scrapping Age

Sector	2022	2021	2020
A. Dry Bulk	41.00	30.00	27.85
B. Tanker	26.81	27.71	31.33
C. Container	-	27.68	23.08
D. Gas	25.00	32.65	32.85
E. Gen. Cargo	26.00	37.55	34.35
F. RoRo/Pax	36.00	38.81	28.25
G. Other	31.18	37.37	36.05
Total	29.45	33.30	31.79

Dry Bulk scrapping per size during 2022

6. Capesize	.%
5. Post Panamax	.%
4. Panamax	100.%
3. Supramax	.%
2. Handysize	.%
1. Small Bulk	.%

Tanker scrapping per size during 2022

7. VLCC	.%
6. Suezmax	.%
5. Aframax	18.75%
4. Panamax	.%
3. MR	18.75%
2. Product/Chemical	12.5%
1. Minitank	50.%

Activity per Sector / Size during 2021 and 2022

Sector	2021 No Of Vessels	2021 DWT	2022 No Of Vessels	2022 DWT
A. Dry Bulk				
1. Small Bulk (up to 19,999 dwt)	12	96,603	-	-
2. Handysize (20,000 - 39,999 dwt)	17	518,646	-	-
3. Supramax (40,000 - 64,999 dwt)	16	717,845	-	-
4. Panamax (60,000 - 84,999 dwt)	10	714,537	1	69,172
5. Post Panamax (80,000 - 119,999 dwt)	1	85,256	-	-
6. Capesize (120,000+ dwt)	15	3,547,715	-	-
Total	71	5,680,602	1	69,172
B. Tanker				
1. Minitank (up to 9,999 dwt)	122	636,683	8	42,780
2. Product/Chemical (10,000 - 24,999 dwt)	46	692,905	2	37,022
3. MR (25,000 - 59,999 dwt)	60	2,482,237	3	113,562
4. Panamax (60,000 - 79,999 dwt)	10	685,346	-	-
5. Aframax (80,000 - 119,999 dwt)	33	3,373,747	3	318,504
6. Suezmax (120,000 - 199,999 dwt)	17	2,581,673	-	-
7. VLCC (200,000+ dwt)	16	4,808,244	-	-
Total	304	15,260,835	16	511,868
C. Container Total	19	246,846	0	0
D. Gas Total	26	684,621	1	23,469
E. Gen. Cargo Total				
<10,000dwt	82	311,133	-	-
>10,000dwt	10	247,812	1	16,113
Total	92	558,945	1	16,113
F. RoRo/Pax Total	43	217,631	3	22,846
G. Others Total	352	2,998,100	11	69,011
Grand Total	907	25,647,580	33	712,479

© Allied Shipbroking Inc.
© Allied Chartering S.A.
48, Aigialeias Str, 151 25 Maroussi
Athens, Greece

Tel: +30 210 4524500
Tel: +30 210 4288100

Email: research@allied-shipbroking.gr

Demo Sales

Statistics

as at January 23th 2022

Vessels Scrapped per Month

	units	LDT
2021		
Jan-21	86	602,056
Feb-21	77	338,232
Mar-21	82	635,360
Apr-21	90	481,905
May-21	100	590,968
Jun-21	77	316,165
Jul-21	73	276,859
Aug-21	73	426,584
Sep-21	80	578,904
Oct-21	67	343,645
Nov-21	66	344,513
Dec-21	36	288,619
Total	**907**	**5,223,810**
2022		
Jan-22	33	180,867
Feb-22	-	-
Mar-22	-	-
Apr-22	-	-
May-22	-	-
Jun-22	-	-
Jul-22	-	-
Aug-22	-	-
Sep-22	-	-
Oct-22	-	-
Nov-22	-	-
Dec-22	-	-
Total	**33**	**180,867**

Vessels Scrapped 2021 Vs 2022

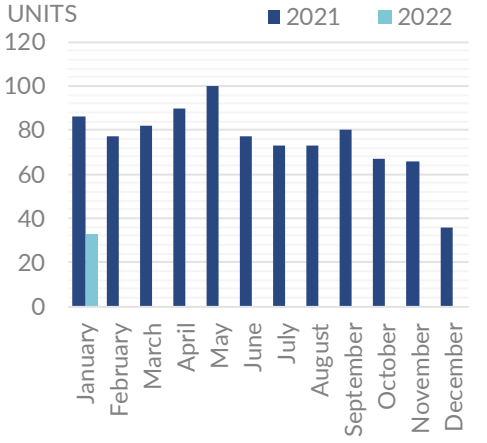

Activity per Sector / Size during 2021

Sector	No Vessels	DWT	Avg. age	LDT
A. Dry Bulk Total	71	5,680,602	30.00	854,934
B. Tanker Total	304	15,260,835	27.71	2,675,143
C. Container Total	19	246,846	27.68	115,421
D. Gas Total	26	684,621	32.65	292,939
E. Gen. Cargo Total	92	558,945	37.55	153,689
F. RoRo/Pax Total	43	217,631	38.81	173,049
G. Others Total	352	2,998,100		958,635
Grand Total	**907**	**25,647,580**	**33.30**	**5,223,810**

Activity per Sector / Size during 2020

Sector	No Vessels	DWT	Avg. age	LDT
A. Dry Bulk Total	132	14,323,224	27.85	1,994,935
B. Tanker Total	123	3,082,820	31.33	667,636
C. Container Total	83	2,638,794	23.08	929,804
D. Gas Total	20	446,994	32.85	189,767
E. Gen. Cargo Total	120	1,335,031	34.35	387,658
F. RoRo/Pax Total	61	550,807	28.25	623,129
G. Others Total	278	1,567,242		739,333
Grand Total	**817**	**23,944,912**	**31.79**	**5,532,262**

Activity per Sector / Size during 2019

Sector	No Vessels	DWT	Avg. age	LDT
A. Dry Bulk Total	92	8,128,421	30.17	1,116,641
B. Tanker Total	112	4,113,764	31.09	757,458
C. Container Total	110	2,980,736	23.34	1,034,787
D. Gas Total	18	280,569	35.50	96,260
E. Gen. Cargo Total	111	808,901	34.20	213,749
F. RoRo/Pax Total	33	213,175	32.36	167,929
G. Others Total	377	3,085,596		1,157,169
Grand Total	**853**	**19,611,162**	**32.08**	**4,543,993**

Activity per Sector / Size during 2018

Sector	No Vessels	DWT	Avg. age	LDT
A. Dry Bulk Total	70	4,227,944	33.11	554,190
B. Tanker Total	246	21,250,032	27.51	3,350,759
C. Container Total	59	1,447,991	23.92	451,005
D. Gas Total	50	1,245,197	31.32	455,435
E. Gen. Cargo Total	127	736,161	34.26	199,693
F. RoRo/Pax Total	45	270,165	36.18	188,601
G. Others Total	458	2,601,639		903,728
Grand Total	**1,055**	**31,779,129**	**32.85**	**6,103,411**

Activity per Sector / Size during 2017

Sector	No Vessels	DWT	Avg. age	LDT
A. Dry Bulk Total	222	14,130,841	25.15	1,982,291
B. Tanker Total	141	11,167,068	27.27	1,825,330
C. Container Total	141	5,363,568	21.24	1,745,569
D. Gas Total	28	481,503	32.61	199,111
E. Gen. Cargo Total	230	1,584,319	34.09	427,994
F. RoRo/Pax Total	46	468,172	32.39	329,412
G. Others Total	341	2,884,855		884,490
Grand Total	**1,149**	**36,080,326**	**31.06**	**7,394,197**

© Allied Shipbroking Inc.
© Allied Chartering S.A.
48, Aigialeias Str, 151 25 Maroussi
Athens, Greece

Tel: +30 210 4524500
Tel: +30 210 4288100

Email: research@allied-shipbroking.gr

Demo Sales

Statistics

as at January 23th 2022

Demo Destination during 2022 - Top 5

(No of vessels per sector)

	Dry Bulk	Tanker	Container	Gas	Total
Bangladesh	-	6	-	-	10
India	-	5	-	-	8
Pakistan	-	3	-	-	4
Turkey	-	-	-	-	4
China	-	-	-	-	-
Unk./Other	1	2	-	1	7
Total	**1**	**16**	**0**	**1**	**33**

(Total '000s DWT capacity per sector)

	Dry Bulk	Tanker	Container	Gas	Total
Bangladesh	-	171	-	-	190
India	-	48	-	-	54
Pakistan	-	185	-	-	201
Turkey	-	-	-	-	58
China	-	-	-	-	-
Unk./Other	69	108	-	23	209
Total	**69**	**512**	**-**	**23**	**712**

Sellers Nationality during 2022 - Top 5

(No of vessels per sector)

	Dry Bulk	Tanker	Container	Gas	Total
Russia	-	1	-	-	2
India	-	-	-	-	2
France	-	-	-	-	1
Netherlands	-	-	-	-	1
Croatia	-	-	-	-	1
all other	1	15	-	1	26
Total	**1**	**16**	**0**	**1**	**33**

(Total '000s DWT capacity per sector)

	Dry Bulk	Tanker	Container	Gas	Total
Russia	-	9	-	-	11
India	-	-	-	-	5
France	-	-	-	-	5
Netherlands	-	-	-	-	1
Croatia	-	-	-	-	3
all other	69	503	-	23	687
Total	**69**	**512**	**-**	**23**	**712**

© Allied Shipbroking Inc.
© Allied Chartering S.A.
48, Aigialeias Str, 151 25 Maroussi
Athens, Greece

Tel: +30 210 4524500
Tel: +30 210 4288100

Email: research@allied-shipbroking.gr

Contact Details

ALLIED SHIPBROKING INC.

48, Aigialeias Street, 4th Floor,
Maroussi 151 25, Greece
Tel: +30 210 45 24 500
Fax: +30 210 45 25 017/ 019
E-mail: snp@allied-shipbroking.gr

ALLIED CHARTERING S.A.

48, Aigialeias Street, 4th Floor,
Maroussi 151 25, Greece
Tel : +30 210 42 88 100
Fax: +30 210 45 24 201
E-mail: drycargo@allied-chartering.gr
E-mail: tanker@allied-chartering.gr

Sale & Purchase

AERAKIS GEORGE	MOBILE: +30 6946 04 57 37
BOLIS ILIAS	MOBILE: +30 6937 02 65 00
DASKALAKIS GEORGE	MOBILE: +30 6932 24 80 07
DRAKOGIANNOPOULOS SAKIS	MOBILE: +30 6944 88 58 08
DRAKOGIANNOPOULOS STAVROS	MOBILE: +30 6932 20 15 65
FRANGOS HARRIS	MOBILE: +30 6936 57 67 00
KLONIZAKIS JOHN	MOBILE: +30 6948 50 55 81
KOSTOYANNIS JOHN	MOBILE: +30 6932 43 39 99
KOUKOUMIALOS ZANNIS	MOBILE: +30 6978 15 17 55
MANOLAS NIKOLAS	MOBILE: +30 6940 63 22 56
MOISSOGLOU THEODOROS	MOBILE: +30 6932 45 52 41
PAPAIOANNOU ANTONIS	MOBILE: +30 6936 54 80 22
PAPOUIS THASSOS	MOBILE: +30 6944 29 49 89
PITHIS ALEXIS	MOBILE: +30 6970 86 33 77
PRACHALIAS ARGIRIS	MOBILE: +30 6947 62 82 62
STASSINAKIS JOHN	MOBILE: +30 6972 60 92 09
TSALPATOUROS COSTIS	MOBILE: +30 6932 20 15 63
VARVAROS PLUTON	MOBILE: +30 6937 25 15 15

Maritime Research & Valuations

CHASAPIS THOMAS	MOBILE: +30 6947 82 91 72
LAZARIDIS GEORGE	MOBILE: +30 6946 95 69 40

Dry Cargo Chartering

ALEXOPOULOS PANOS	MOBILE: +30 6944 34 66 15
FLOURIS DIMITRIS	MOBILE: +30 6937 81 32 39
KAILAS VAGGELIS	MOBILE: +30 6942 48 05 69
KANELLOS DIMITRIS	MOBILE: +30 6945 07 47 85
KARAMANIS COSTAS	MOBILE: +30 6941 54 14 65
PATELIS DIMITRIS	MOBILE: +30 6944 04 43 61
THEODOTOS ARISTOFANIS	MOBILE: +30 6951 79 82 89
TSALPATOUROU ANASTASIA	MOBILE: +30 6951 79 82 91
TSALPATOUROU MARGARITA	MOBILE: +30 6934 74 22 16
TSOLAKIDI SONIA	MOBILE: +30 6942 65 66 51
TZOTZOLI ATHANASIA	MOBILE: +30 6955 48 19 08

Tanker Chartering

FLOURIS JOHN	MOBILE: +30 6955 80 15 03
IALAIA ARIADNE	MOBILE: +30 6949 16 71 40
KATERINIOS MICHAEL	MOBILE: +30 6981 13 66 23
STERGIOPOULOS ALEXANDROS	MOBILE: +30 6951 79 82 91
MAVRIANOU FOTINI	MOBILE: +30 6951 79 82 88

Disclaimer & Appendix

Disclaimer

The information contained within this report has been provided by Allied Shipbroking Inc. and Allied Chartering S.A. for general information purposes.

All the information is compiled through Allied Shipbroking Inc. and Allied Chartering S.A. databases, as well as from other market sources. Despite having taken reasonable care in the gathering, filtering and auditing of this information and believing that the information is accurate and correct, it may still contain errors, as a lot of the views regarding market levels are partially derived from estimates and/or subject judgments while the reported transaction activity is gathered from several sources and rumors, some of which are sometimes hard to validate in full their accuracy and truthfulness. As such we advise that the information be taken cautiously, while advising that this information does not obviate the need to also make further enquiries and seek further information in order to obtain a more accurate outlook. As we make no warranties of any kind, both expressed or implied, as to the completeness, accuracy, reliability or completeness of the information herein, Allied Shipbroking Inc. and its connected persons shall not be held liable to any loss or damage of any kind, including direct, indirect and/or consequential damages caused by negligence of any kind on our part.

Any choice to rely on this information provided is strictly at the recipient's own risk.

This report and its information is confidential and solely for the internal use of its recipients, while any re-production or re-distribution of the report and its material is strictly prohibited without prior permission from Allied Shipbroking Inc.

If you wish to subscribe to this or any other report we produce, please contact us directly.

© Allied Shipbroking Inc.
© Allied Chartering S.A.
48, Aigialeias Str, 151 25 Maroussi
Athens, Greece

Tel: +30 210 4524500
Tel: +30 210 4288100

Email: research@allied-shipbroking.gr